

Modiform[®]



**PROPAGATION TRAYS
2023 - 2024**

PROPAGATION TRAYS FOR ALL GROWING MEDIA

Whether you grow on loose fill, bonded media, paper plugs, or other growing media: Modiform has a tray for you! With such a huge range of trays, you will always find what you are looking for. And if not, please let us know! Whether you are a grower or automatic processor, our Research & Development department is here to help you, provide its input, give advice, share its expertise, and collaborate. Because we know that pooling our expertise is the key to growth. The way to get ahead is to get ahead together!

Our catalogue has clear information on the whole range of products we supply, such as tree trays, strip trays, paper plug trays, orchid trays, multi trays, and cactus trays. Each tray has its own uses and unique properties, but they all have one thing in common. Whichever tray you look at: it is guaranteed to be the most sustainable solution we have. That way, you automatically make the right choice for your business and for our planet.

SPECIALISED IN DEVELOPMENT

We are proud of the Research & Development department at Modiform. Our specialists work tirelessly, day in and day out, to develop new products and optimise existing ones. They are keen to share their knowledge and expertise with everyone. And they are committed to resolving clients' and partners' issues. Root Barrier is a shining example of this. Together with LKP Plants and Van Tuijl, we developed a unique and innovative protective layer for plant roots. Applying this layer to a tray prevents root adhesion. Alongside facilitating automatic transplanting of larger plants, it also reduces damage and rejects due to root adhesion. As plants can stay in the trays longer, there is greater flexibility in the production process. Root Barrier can be used for all types of Modiform trays. And of course, Root Barrier is designed to be recyclable, with zero impact on water quality and zero residue in wastewater.

SMARTER TOGETHER

Our ongoing efforts to develop new products and optimise existing ones enable us to improve business results for you while closing the material loop. We really think about everything: about how to make trays sturdier with less material, how to encourage the reuse of products, and how to minimise the use of raw materials and resources. In every design and every optimisation, we look at how we can continue to close the material loop without sacrificing the quality you expect from us. And because two (or more) heads are better than one, I really want to emphasise that we would love to talk to you and explore how to do things even better! Please feel free to get in contact with our account managers!



On behalf of the Modiform team,
John van der Maarel, Sales Director

PS: You can also view several propagation trays in 3D and even visualise them on your own propagation table. Scan the QR codes and get inspired!

CONTENTS

GENERAL

Foreword	02
Contents	03
Contact	04
Index	54
Icons	55

PROPAGATION TRAYS

Multi trays	08
Transplant	16
Paperplug trays	20
Paperplug light	29
Propagation trays 1400	31
Propagation trays 2100 2700 2900	34
Tree trays	36
RootBarrier	42
Orchid trays	43
Cactus trays	45
USA-trays	46
Propagation strip trays	48
Specials	50
Open trays	52



NEW!

SEARCH FOR THE 3D ICON AND SCAN THE QR-CODE FOR THE FULL 360° EXPERIENCE!



3D Scan me

Scan for a full 3D experience
modiform.com/3D



TIP

CHECK OUR WEBSITE FOR THE LATEST PRODUCT INFORMATION OR TO SEE LARGER PRODUCT PHOTOS!



Scan me

Want to know more?
Scan the QR code and read more at
modiform.com

DISCLAIMER

The items shown in this catalogue are a selection from our range. For information on which items are available from stock, please contact Sales Support. We do our utmost to ensure that we have sufficient products in stock, and aim to deliver them as quickly as possible.

We use as much recycled material as possible for our products, as a result of which the colours may sometimes vary. The colours presented in the catalogue may differ from the actual colours.

CONTACT

PROPAGATION



Joyce Langeslag
T +31 (0)6 83 592 536
jlangeslag@modiform.nl



Martin van Dijk
T +31 (0)6 00 000 000
mvandijk@modiform.nl

THE NETHERLANDS



South-western Netherlands
Monic Verbeek
T +31 (0)6 22 699 195
mverbeek@modiform.nl



Central Netherlands
Ron Verkade
T +31 (0)6 30 298 041
rverkade@modiform.nl



Eastern Netherlands
Rob Franken
T +31 (0)6 22 548 963
rfranken@modiform.com

UNITED KINGDOM

Northern United Kingdom, Sales Manager



Peter Wessel
T +44(0)737 55 10 542
pwessel@modiform.com

South-east United Kingdom



Mark Smith
T +44 (0)772 50 36 736
msmith@modiform.com

South-west United Kingdom and Ireland



Graham Clutterbuck
T +44 (0)749 52 29 871
gclutterbuck@modiform.com

GERMANY, AUSTRIA, SWITZERLAND

North-western and Eastern Germany, Austria, Switzerland, Sales Manager



Gerd Steverding
T +49 (0)160 89 01 144
gsteverding@modiform.com

Rhineland



Ronald Dirksen
T +31 (0)6 13 097 439
rdirksen@modiform.nl

Northern, Central and Southern Germany



Rob Franken
T +31 (0)6 22 548 963
rfranken@modiform.com

ITALY

Sales Manager



Tony Christensen
T +39 339 452 5309
tchristensen@modiform.com

ITALY, SPAIN



Davide Cavallini
T +39 339 126 8783
dcavallini@modiform.com

BELGIUM



Gino van Helleputte
T +32 (0)47 54 60 866
gvanhelleputte@modiform.com

NORDIC



Jesper Rosgaard
T +45 (0)30 616 120
jrosgaard@modiform.com

INTERNATIONAL



Kees van Beek
T +31 (0)6 51 302 584
kvanbeek@modiform.nl

COMMERCIAL MANAGER



Mark Bertens
T +31 (0)6 51 354 358
mbertens@modiform.nl

SALES DIRECTOR



John van der Maarel
T +31 (0)6 83 440 315
jvandermaarel@modiform.nl



TIP

IF YOU DON'T WANT TO MISS A MESSAGE,
FILM OR UPDATE, FOLLOW US ON



SALES SUPPORT

Team Export T. +31 33 4343160
Team NL + BE T. +31 33 4343161
E sales@modiform.nl

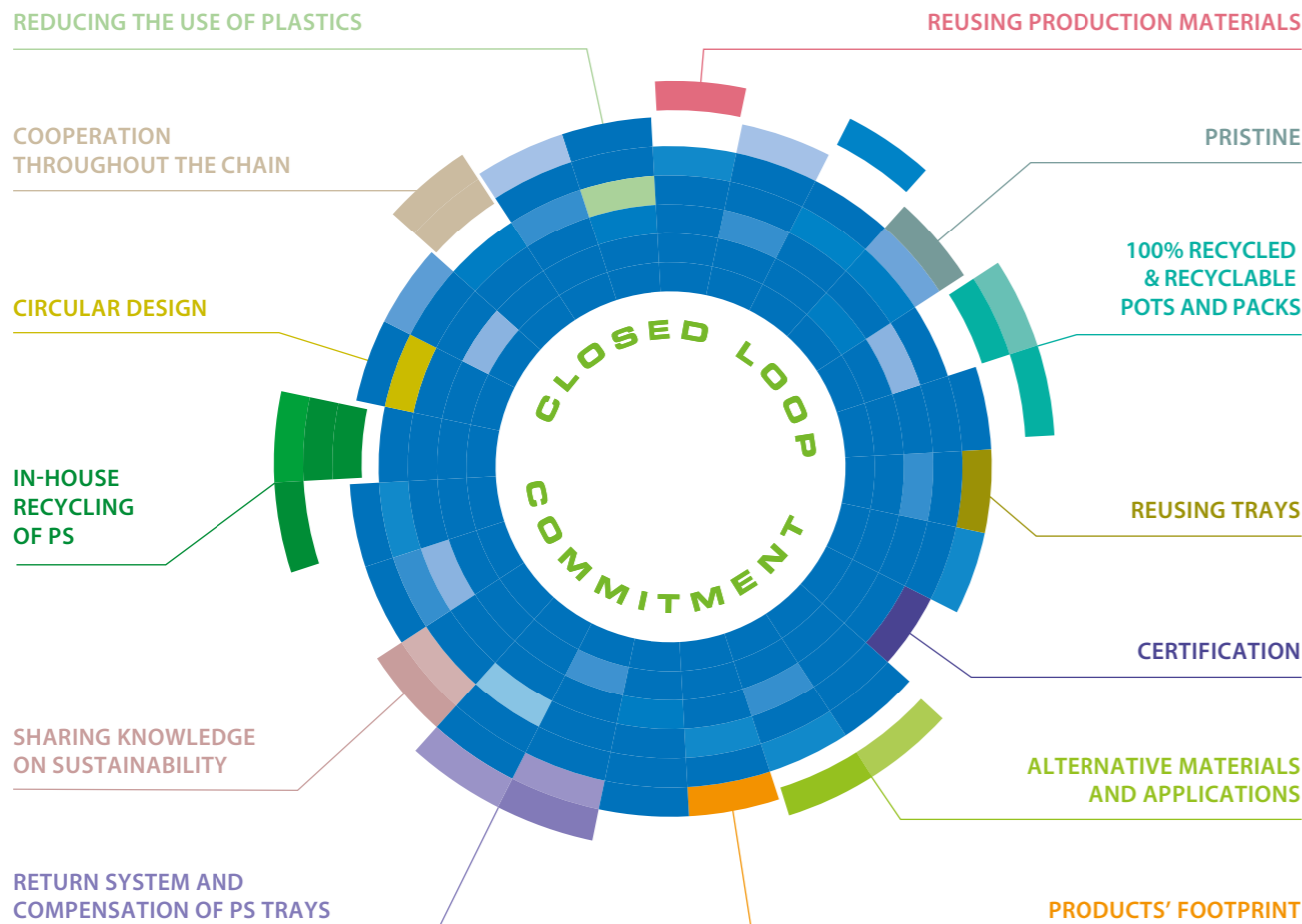
CLOSED LOOP COMMITMENT

Together we can close the material loop – that is our belief and our aim! Every little bit helps to make a big impact. Everyone can do their part! Through our Closed Loop Commitment, we know that we are helping to close the loop in every part of the chain. From creating smart designs to reducing material usage by developing lighter trays. And from performing life cycle analyses to conducting in-house recycling. And, of course, we let an independent institute assess whether our products really do help protect the environment. We are proud to display the Cyclos certificate on more and more pots and trays!

Want to help us close the material loop further? Yes, we can! Please contact Sales Support for more information.

‘WE ARE COMPLETING THE CIRCLE WITH OUR CLOSED LOOP COMMITMENT’

Want to know more?
Scan the QR code and read more at modiform.com/en/closed-loop-commitment



COOPERATIONS

The only way to get ahead is to get ahead together. Modiform is taking the lead toward our industry’s sustainability on national as well as international level. Together with our partners we use our knowledge of markets, production methods and materials to work towards a solution that is both efficient and sustainable. We are therefore always eager to innovate with our partners and work on smart new products together. Modiform is happy to talk to you and explore whether we can make further improvements, develop new innovative

products together, and exchange knowledge. By continuously innovating, we contribute to better business results for our customers while closing the material loop!

‘WE ARE SMARTER TOGETHER, ONLY TOGETHER CAN WE MOVE FORWARD’



PROPAGATION TRAYS

SOLUTIONS FOR VARIOUS GROWING SYSTEMS


We have an extensive range of propagation trays that provide solutions for various types of substrates and plugs. This wide range of propagation trays fulfils the need for solutions for various growing systems.

SUITABLE FOR EVERY PRODUCT GROUP OR PLANT SIZE

TRAYS FOR ALL TYPES OF SUBSTRATES

TAILORED TO PLANT GROUP

VERY WIDE SELECTION



- DELIVERY IN CONSULTATION
- MEASUREMENTS
- HEIGHT
- NUMBER OF CELLS PER M²
- WITH HOLES IN THE BASE
- QUANTITY PER PALLET
- QUANTITY PER BOX
- QUANTITY PER DANISH SHELF
- QUANTITY PER EURO SHELF
- VOLUME
- MATERIAL TYPE
- SLOT FOR PLANT LABEL
- CARRIER HANDLE HOLE
- NUMBER OF CUPS PER TRAY
- PUSH-OUT PLATE
- COLOUR

MULTI TRAYS

- Wide Selection
- Optimum load
- Good automatic processing
- Suitable for various types of substrates
- High strong edge for strength



1506



MULTI TRAY 20

- 52.5 x 30.5 cm
- 5.6 cm
- 125
- 15 mm / 2 x 8 mm
- 1,568

- 214 cc
- PS
- 4 x 5
- 6317

1510



MULTI TRAY 28

- 52.5 x 30.5 cm
- 5 cm
- 175
- 14 mm / 2 x 8 mm
- 1,568

- 160 cc
- PS
- 4 x 7

1511



MULTI TRAY 28

- 52.5 x 30.5 cm
- 5 cm
- 175
- 14 mm / 2 x 8 mm
- 1,680

- 162 cc
- PS
- 4 x 7

1512



MULTI TRAY 28

- 52.5 x 30.5 cm
- 5 cm
- 175
- 14 mm / 2 x 8 mm
- 1,296

- 162 cc
- PS
- 4 x 7

PROPAGATION TRAYS

MULTITRAYS

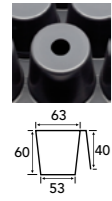
- DELIVERY IN CONSULTATION
- MEASUREMENTS
- HEIGHT
- NUMBER OF CELLS PER M²

- WITH HOLES IN THE BASE
- QUANTITY PER PALLET
- QUANTITY PER BOX
- QUANTITY PER DANISH SHELF

- QUANTITY PER EURO SHELF
- VOLUME
- MATERIAL TYPE
- SLOT FOR PLANT LABEL

- CARRIER HANDLE HOLE
- NUMBER OF CUPS PER TRAY
- PUSH-OUT PLATE
- COLOUR

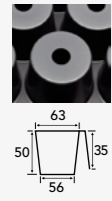
1514



MULTI TRAY 35

- 52.5 x 30.5 cm
- 6 cm
- 219
- 17 mm
- 1,680
- 156 cc
- PS
- 5 x 7
- 6316

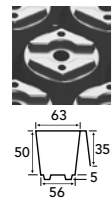
1515



MULTI TRAY 35

- 52.5 x 30.5 cm
- 5 cm
- 219
- 17 mm
- 1,680
- 136 cc
- PS
- 5 x 7
- 6316

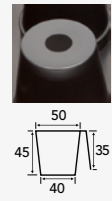
1517



MULTI TRAY 35

- 52.5 x 30.5 cm
- 5 cm
- 219
- 12 mm / 2 x 8 mm
- 1,680
- 24 x 50
- PS
- 5 x 7
- 140 cc

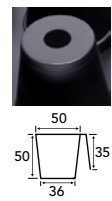
1518



MULTI TRAY 40

- 52.5 x 30.5 cm
- 4.5 cm
- 250
- 15 mm
- 1,568
- 24 x 56
- PS
- 5 x 8
- 75 cc


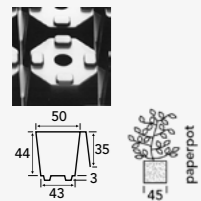
1519



MULTI TRAY 40

- 52.5 x 30.5 cm
- 5 cm
- 250
- 15 mm
- 1,568
- 80 cc
- PS
- 5 x 8

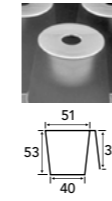
1527



MULTI TRAY 50

- 52.5 x 30.5 cm
- 4.4 cm
- 312
- 12 mm
- 1,400
- Plug 4.5 cm
- PS
- 5 x 10
- 83 cc
- Triangle 25 mm

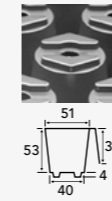
1530



MULTI TRAY 51

- 52.5 x 30.5 cm
- 5.3 cm
- 319
- 12 mm
- 1,568
- 90 cc
- PS
- 3 x 8 / 3 x 9
- 6239

1531



MULTI TRAY 51

- 52.5 x 31.5 cm
- 5.3 cm
- 319
- 12 mm
- 1,680
- 90 cc
- PS
- 3 x 8 / 3 x 9
- 6239

1532



MULTI TRAY 51

- 52.5 x 30 cm
- 5.3 cm
- 324
- 12 mm
- 1,512
- 90 cc
- PS
- 3 x 8 / 3 x 9
- 6239


1533



MULTI TRAY 51

- 53 x 31 cm
- 5.8 cm
- 310
- 20 mm
- 1,792
- 103 cc
- PS
- 3 x 8 / 3 x 9

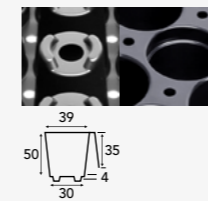
1541



MULTI TRAY 73

- 52.5 x 30.5 cm
- 5 cm
- 456
- 12 mm
- 1,568
- 24 x 50
- PS
- 4 x 10 / 3 x 11
- 6228
- 62 cc

1552



MULTI TRAY 84

- 52.5 x 30.5 cm
- 5 cm
- 525
- 12 mm
- 1,568
- 46.5 cc
- PS
- 7 x 12
- 6313
- Triangle 25 mm



3D Scan me

PROPAGATION TRAYS

MULTITRAYS

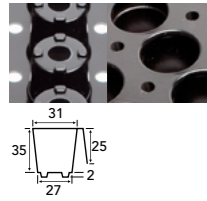
- DELIVERY IN CONSULTATION
- MEASUREMENTS
- HEIGHT
- NUMBER OF CELLS PER M²

- WITH HOLES IN THE BASE
- QUANTITY PER PALLET
- QUANTITY PER BOX
- QUANTITY PER DANISH SHELF

- QUANTITY PER EURO SHELF
- VOLUME
- MATERIAL TYPE
- SLOT FOR PLANT LABEL

- CARRIER HANDLE HOLE
- NUMBER OF CUPS PER TRAY
- PUSH-OUT PLATE
- COLOUR

1670


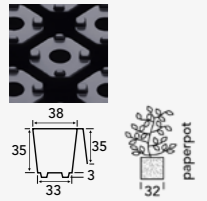


PROPAGATION TRAY 88

- 52.5 x 30.5 cm
- 3.5 cm
- 550
- 12 mm
- 1,568

- 25 cc
- PS
- 8 x 11

1553




MULTI TRAY 100

- Plug 3.2 cm
- 52.5 x 30.5 cm
- 3.5 cm
- 625
- 12 mm
- 1,512

- 24 x 54
- 35 cc
- PS
- Triangle & straight 25 mm
- 10 x 10

1563

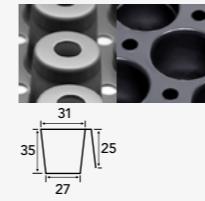


MULTI TRAY 104

- 52.5 x 30.5 cm
- 5 cm
- 649
- 10 mm
- 1,568

- 38 cc
- PS
- 8 x 13
- 6240

1678

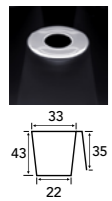


PROPAGATION TRAY 104

- 52.5 x 30.5 cm
- 3.5 cm
- 649
- 12 mm
- 1,512

- 25 cc
- PS
- 8 x 13

1555



MULTI TRAY 104

- 52.5 x 30.5 cm
- 4.3 cm
- 649
- 10 mm
- 1,568

- 24 x 50
- 25 cc
- PS
- 8 x 13
- 6240

1569



MULTI TRAY 120

- 52.5 x 30.5 cm
- 4.4 cm
- 749
- 10 mm
- 1,400

- 24 cc
- PS
- 10 x 12

1556




MULTI TRAY 104

- 52.5 x 30.5 cm
- 4.3 cm
- 649
- 10 mm
- 1,512

- 25 cc
- PS
- 8 x 13
- 6240

1575




MULTI TRAY 150

- 52.5 x 30.5 cm
- 4.3 cm
- 937
- 10 mm
- 1,568

- 24 x 50
- 25 cc
- PS
- 10 x 15
- 6222

1557




MULTI TRAY 104

- 52.5 x 30.5 cm
- 5 cm
- 649
- 10 mm
- 1,512

- 37 cc
- PS
- 8 x 13
- 6240

1576

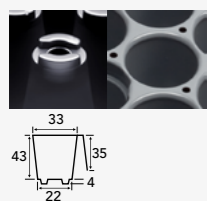


MULTI TRAY 150

- 52.5 x 30.5 cm
- 4.3 cm
- 937
- 10 mm
- 1,568

- 25 cc
- PS
- 10 x 15
- 6222

1559

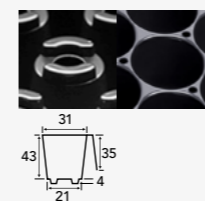


MULTI TRAY 104

- 52.5 x 30.5 cm
- 4.3 cm
- 649
- 10 mm
- 1,512

- 25 cc
- PS
- 8 x 13
- 6240

1579



MULTI TRAY 150

- 52.5 x 30.5 cm
- 4.3 cm
- 937
- 10 mm
- 1,568

- 25 cc
- PS
- 10 x 15
- 6222

PROPAGATION TRAYS

MULTITRAYS


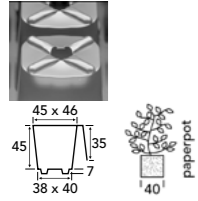
- DELIVERY IN CONSULTATION
- MEASUREMENTS
- HEIGHT
- NUMBER OF CELLS PER M²

- WITH HOLES IN THE BASE
- QUANTITY PER PALLET
- QUANTITY PER BOX
- QUANTITY PER DANISH SHELF

- QUANTITY PER EURO SHELF
- VOLUME
- MATERIAL TYPE
- SLOT FOR PLANT LABEL

- CARRIER HANDLE HOLE
- NUMBER OF CUPS PER TRAY
- PUSH-OUT PLATE
- COLOUR

1536


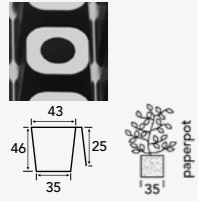


MULTI TRAY 60

- Plug 4 cm
- 52.5 x 30.5 cm
- 4.5 cm
- M² 375
- 12 mm
- 1,568

- 80 cc
- PS
- 6 x 10

1537


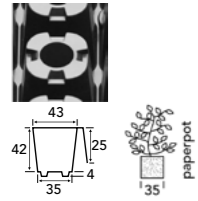


MULTI TRAY 66

- Plug 3.5 cm
- 52.5 x 30.5 cm
- 4.6 cm
- M² 412
- 19.5 mm
- 1,512

- 69 cc
- PS
- Triangle 25 mm
- 6 x 11

1538


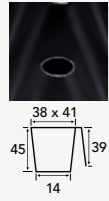


MULTI TRAY 66

- Plug 3.5 cm
- 52.5 x 30.5 cm
- 4.2 cm
- M² 412
- 19.5 mm
- 1,512

- 66 cc
- PS
- Triangle 25 mm
- 6 x 11

1551


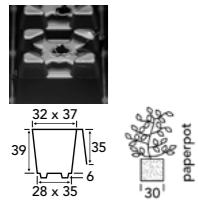


MULTI TRAY 77

- 52.5 x 30.5 cm
- 4.5 cm
- M² 481
- 14 mm
- 1,680

- 38 cc
- PS
- 7 x 11
- 6244

1558


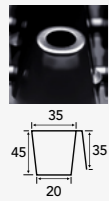


MULTI TRAY 104

- Plug 3 cm
- 52.5 x 30.5 cm
- 3.9 cm
- M² 649
- 4 mm
- 1,152

- 36 cc
- PS
- 8 x 13

1562


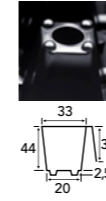


MULTI TRAY 104

- 52.5 x 30.5 cm
- 4.5 cm
- M² 649
- 12 mm
- 1,568

- 30 cc
- PS
- 8 x 13
- 6267

1564


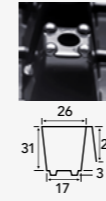


MULTI TRAY 104

- 52.5 x 30.5 cm
- 4.4 cm
- M² 649
- 12 mm
- 1,512

- 32 cc
- PS
- 8 x 13
- 6267

1573


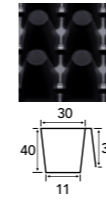


MULTI TRAY 144

- 52.5 x 30.5 cm
- 3.1 cm
- M² 899
- 8 mm
- 1,512

- 15.5 cc
- PS
- 9 x 16
- 6268

1577



MULTI TRAY 153


- 52.5 x 30.5 cm
- 4 cm
- M² 956
- 11 mm
- 1,680

- 15 cc
- PS
- 9 x 17

PROPAGATION TRAYS

TRANSPLANT

- Wide Selection
- Suitable automatic processing
- Centrale bottom hole for good dewatering
- Available from 24 to 140-hole
- Cup capacity of 26 to 180 cc



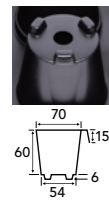
- DELIVERY IN CONSULTATION
- MEASUREMENTS
- HEIGHT
- NUMBER OF CELLS PER M²

- WITH HOLES IN THE BASE
- QUANTITY PER PALLET
- QUANTITY PER BOX
- QUANTITY PER DANISH SHELF

- QUANTITY PER EURO SHELF
- VOLUME
- MATERIAL TYPE
- SLOT FOR PLANT LABEL

- CARRIER HANDLE HOLE
- NUMBER OF CUPS PER TRAY
- PUSH-OUT PLATE
- COLOUR

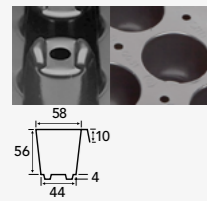
2310



TRANSPLANT 24

- 50 x 28 cm
- 5,6 cm
- 200
- 15 mm
- 1,680
- 180 cc
- PS
- 4 x 6
- 6328

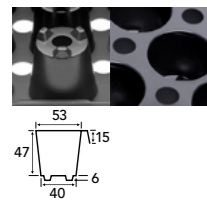
2210



TRANSPLANT 28

- 52.5 x 30.5 cm
- 5.6 cm
- 200
- 1 x 14 mm
- 2.100
- 120 cc
- PS
- 4 x 7
- 6246

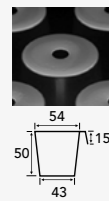
2320



TRANSPLANT 40

- 52.5 x 30.5 cm
- 4.7 cm
- 250
- 16 mm
- 1,792
- 83 cc
- PS
- 5 x 8
- 6310

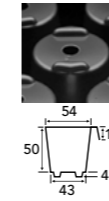
2326



TRANSPLANT 48

- 52.5 x 30.5 cm
- 5 cm
- 300
- 10 mm
- 1,680
- 99 cc
- PS
- 6 x 8

2327



TRANSPLANT 48

- 52.5 x 30.5 cm
- 5 cm
- 300
- 10 mm
- 1,680
- 99 cc
- PS
- 6 x 8

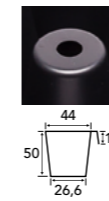
2328



TRANSPLANT 48

- 52.5 x 30.5 cm
- 5 cm
- 300
- 10 mm
- 1,680
- 81 cc
- PS
- 6 x 8


2336



TRANSPLANT 64

- 52.5 x 30.5 cm
- 5 cm
- 400
- 10 mm
- 1,680
- 50 cc
- PS
- 8 x 8


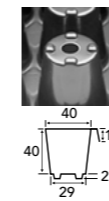
2337



TRANSPLANT 64

- 52.5 x 30.5 cm
- 5 cm
- 400
- 10 mm
- 1,680
- 50 cc
- PS
- 8 x 8

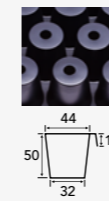
2230



TRANSPLANT 66

- 50 x 28 cm
- 4 cm
- 471
- 1 x 7 mm
- 2,250
- 39 cc
- PS
- 6 x 11

1349



TRANSPLANT 70

- 53 x 32 cm
- 5 cm
- 413
- 12 mm
- 1,680
- 65 cc
- PS
- 7 x 10

PROPAGATION TRAYS

TRANSPLANT

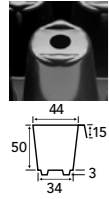
- DELIVERY IN CONSULTATION
- MEASUREMENTS
- HEIGHT
- NUMBER OF CELLS PER M²

- WITH HOLES IN THE BASE
- QUANTITY PER PALLET
- QUANTITY PER BOX
- QUANTITY PER DANISH SHELF

- QUANTITY PER EURO SHELF
- VOLUME
- MATERIAL TYPE
- SLOT FOR PLANT LABEL

- CARRIER HANDLE HOLE
- NUMBER OF CUPS PER TRAY
- PUSH-OUT PLATE
- COLOUR


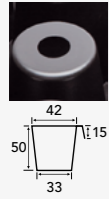
1350



TRANSPLANT 70

- 53 x 32 cm
- 5 cm
- 413
- 12 mm
- 1,680
- 65 cc
- PS
- 7 x 10


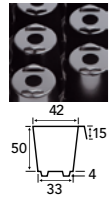
2340



TRANSPLANT 72

- 52.5 x 30.5 cm
- 5 cm
- 450
- 13 mm
- 1,470
- 58 cc
- PS
- 6 x 12
- 6266


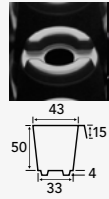
2342



TRANSPLANT 72

- 52.5 x 30.5 cm
- 5 cm
- 450
- 13 mm
- 1,680
- 58 cc
- PS
- 6 x 12
- 6266

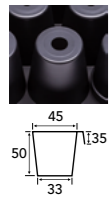
2345



TRANSPLANT 72

- 52.5 x 30.5 cm
- 5 cm
- 450
- 13 mm
- 1,680
- 60 cc
- PS
- 6 x 12
- 6266


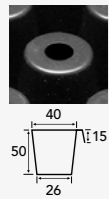
2343



TRANSPLANT 73

- 52.5 x 30.5 cm
- 4.9 cm
- 456
- 12 mm
- 1,568
- 62 cc
- PS
- 4 x 10 / 3 x 11
- 6228

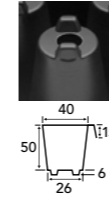
2346



TRANSPLANT 80

- 52.5 x 30.5 cm
- 5 cm
- 500
- 13 mm
- 1,680
- 49 cc
- PS
- 8 x 10
- 6272


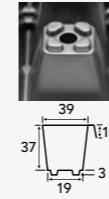
2347



TRANSPLANT 80

- 52.5 x 30.5 cm
- 5 cm
- 500
- 13 mm
- 1,680
- 49 cc
- PS
- 8 x 10
- 6272


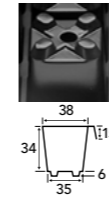
2352



TRANSPLANT 84

- 52.5 x 30.5 cm
- 3.7 cm
- 525
- 9 mm
- 1,680
- 38 cc
- PS
- 7 x 12
- 6297


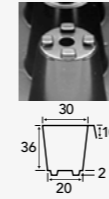
2355



TRANSPLANT 84

- 52.5 x 30.5 cm
- 3.4 cm
- 525
- 9 mm
- 1,680
- 48 cc
- PS
- 7 x 12

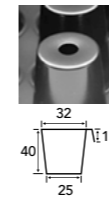
2260



TRANSPLANT 104

- 50 x 28 cm
- 3.6 cm
- 743
- 1 x 6 mm
- 2,100
- 21 cc
- PS
- 8 x 13


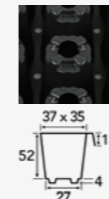
2362



TRANSPLANT 104

- 52.5 x 30.5 cm
- 4 cm
- 649
- 8 mm
- 1,960
- 26 cc
- PS
- 8 x 13
- 6318

1676



PROPAGATION TRAY 104


- 54 x 31 cm
- 5.2 cm
- 621
- 1 x 12.7 mm
- 1,820
- 39.6 cc
- PS
- Straight 25 mm
- 13 x 8

PROPAGATION TRAYS


PAPER PLUG

PAPER PLUG TRAYS

- Wide selection
- Optimum air and water balance for young plant
- Specially designed base for effective drainage



1641


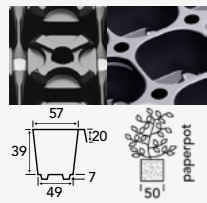


PAPER PLUG TRAY 40

Plug 4 cm
53.5 x 31 cm
3 cm
241
2 x 10 mm / 2 x 6 mm
1,680

56 cc
PS
5 x 8

1967

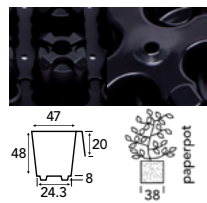


PAPER PLUG TRAY 45

Plug 5 cm
54 x 31.5 cm
3.9 cm
265
16 mm
1,800

108 cc
PS
Triangle 25 mm
5 x 9

2124

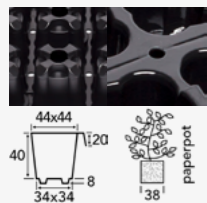


PAPER PLUG TRAY 45

Plug 3.8 cm
53 x 30.3 cm
4 cm
274
16 mm
1,680

71,5
PS
5 x 9

2125



PAPER PLUG TRAY 50

Plug 3.8 cm
53 x 31 cm
4 cm
304
16 mm
1,680

PS
5 x 10


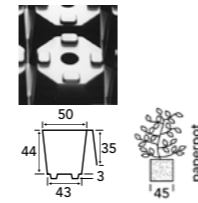
DELIVERY IN CONSULTATION
MEASUREMENTS
HEIGHT
NUMBER OF CELLS PER M²

WITH HOLES IN THE BASE
QUANTITY PER PALLET
QUANTITY PER BOX
QUANTITY PER DANISH SHELF

QUANTITY PER EURO SHELF
VOLUME
MATERIAL TYPE
SLOT FOR PLANT LABEL

CARRIER HANDLE HOLE
NUMBER OF CUPS PER TRAY
PUSH-OUT PLATE
COLOUR

1527


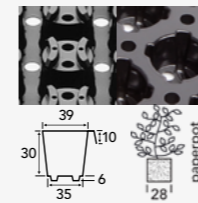


MULTI TRAY 50

Plug 4.5 cm
52.5 x 30.5 cm
4.4 cm
312
12 mm
1,400

83 cc
PS
Triangle 25 mm
5 x 10

2224

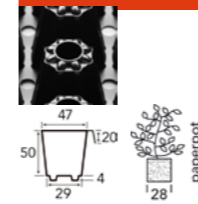


PAPER PLUG TRAY 50

Plug 3.5 cm
50 x 28 cm
3 cm
357
2 x 9 mm / 2 x 4 mm

1,920
40 cc
PS
5 x 10

1659




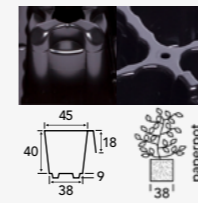
NEW

PAPER PLUG TRAY 60

Plug 2.8 cm
54 x 31.5 cm
5 cm
353
19 mm

1,568
4
PS

2922

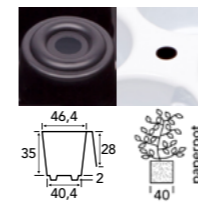


PAPER PLUG TRAY 60

Plug 3.8 cm
54 x 31.5 cm
4 cm
353
16 mm
1,680

PS
Triangle 25 mm
6 x 10

1661

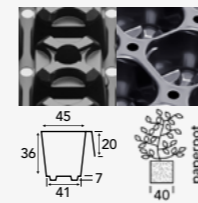


PAPER PLUG TRAY 60

Plug 4 cm
54 x 31 cm
3.5 cm
356
12 mm
1,400

51 cc
PS
Triangle 25 mm
6 x 10

1969



PAPER PLUG TRAY 60

Plug 4 cm
54 x 30.5 cm
3.6 cm
364
16 mm
1,440

57.2 cc
PS
Triangle 25 mm
6 x 10

PROPAGATION TRAYS

PAPER PLUG

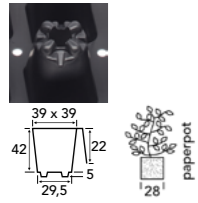
- DELIVERY IN CONSULTATION
- MEASUREMENTS
- HEIGHT
- NUMBER OF CELLS PER M²

- WITH HOLES IN THE BASE
- QUANTITY PER PALLET
- QUANTITY PER BOX
- QUANTITY PER DANISH SHELF

- QUANTITY PER EURO SHELF
- VOLUME
- MATERIAL TYPE
- SLOT FOR PLANT LABEL

- CARRIER HANDLE HOLE
- NUMBER OF CUPS PER TRAY
- PUSH-OUT PLATE
- COLOUR

1992

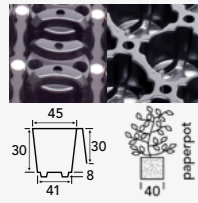


PROPAGATION TRAY 60

Plug 2.8 cm
53.5 x 31.5 cm
4.2 cm
356
12.7 mm
1,792

- 44.5 cc
- PS
- Straight 25 mm
- 6 x 10

1660

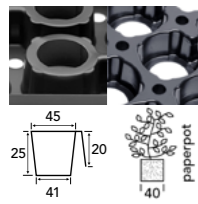


PAPER PLUG TRAY 60

Plug 4 cm
53.5 x 31 cm
3 cm
362
2 x 10 mm / 2 x 6 mm
1,750

- PS
- 6 x 10

1662

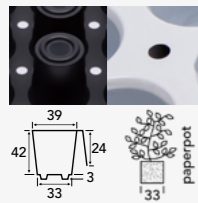


PAPER PLUG TRAY 60

Plug 4 cm
53.5 x 31 cm
2.5 cm
362
30 mm
2,100

- PS
- 6 x 10

1665



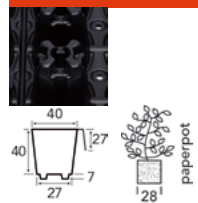
PAPER PLUG TRAY 60

Plug 3.3 cm
53.5 x 30.5 cm
4.2 cm
368
14 mm
1,680

- PS
- 6 x 10

1966

NEW

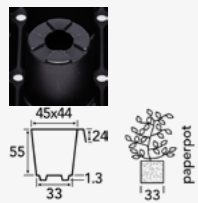


PAPER PLUG TRAY 60

Plug 2.8 cm
53 x 30 cm
4.4 cm
377
12.7 mm
1,792

- 4
- 40 cc
- PS
- Straight 25 mm (2x)

1664


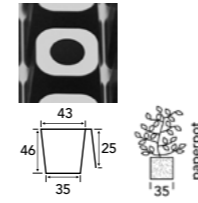


PAPER PLUG TRAY 60

Plug 3.3 cm
49 x 30.5 cm
5.6 cm
401
16 mm
1,008

- PS
- 6 x 10

1537


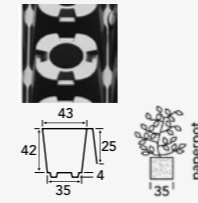


MULTI TRAY 66

Plug 3.5 cm
52.5 x 30.5 cm
4.6 cm
412
19.5 mm
1,512

- 69 cc
- PS
- Triangle 25 mm
- 6 x 11

1538


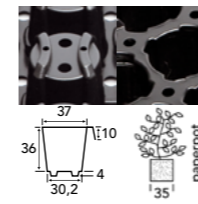


MULTI TRAY 66

Plug 3.5 cm
52.5 x 30.5 cm
4.2 cm
412
19.5 mm
1,512

- 66 cc
- PS
- Triangle 25 mm
- 6 x 11

2240


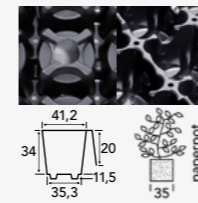


PAPER PLUG TRAY 72

Plug 3 cm
50 x 28 cm
3.6 cm
514
2 x 6 mm / 2 x 3 mm
1,920

- 36 cc
- PS
- 6 x 12

2142


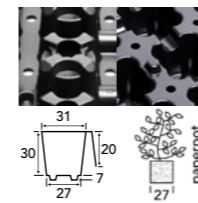


PAPER PLUG TRAY 84

Plug 3.5 cm
53 x 31 cm
3.4 cm
511
16 mm
1,456

- PS
- 7 x 12
- carrier nr. 6074

2144


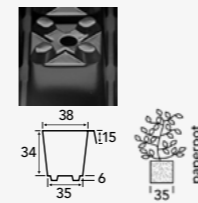


PAPER PLUG TRAY 84

Plug 2.7 cm
53 x 31 cm
3 cm
511
12.5 mm
1,792

- PS
- 18 mm
- 7 x 12

2355



TRANSPLANT 84

Plug 3.5 cm
52.5 x 30.5 cm
3.4 cm
525
9 mm
1,680

- 48 cc
- PS
- 7 x 12

PROPAGATION TRAYS

PAPER PLUG

- DELIVERY IN CONSULTATION
- MEASUREMENTS
- HEIGHT
- NUMBER OF CELLS PER M²

- WITH HOLES IN THE BASE
- QUANTITY PER PALLET
- QUANTITY PER BOX
- QUANTITY PER DANISH SHELF

- QUANTITY PER EURO SHELF
- VOLUME
- MATERIAL TYPE
- SLOT FOR PLANT LABEL

- CARRIER HANDLE HOLE
- NUMBER OF CUPS PER TRAY
- PUSH-OUT PLATE
- COLOUR

1961

NEW

PAPER PLUG TRAY 84

- Plug 3 cm
- 53 x 30 cm
- 3,7 cm
- 528
- 12.7 mm
- 1,512

- 4
- 35 cc
- PS
- Straight 25 mm (2x)

1553

MULTI TRAY 100

- Plug 3.2 cm
- 52.5 x 30.5 cm
- 3.5 cm
- 625
- 12 mm
- 1,512

- 24 x 54
- 35 cc
- PS
- Triangle & straight 25 mm
- 10 x 10

1962

NEW

PAPER PLUG TRAY 104

- Plug 2.7 cm
- 53 x 30 cm
- 3,7 cm
- 654
- 12.7 mm
- 1,512

- 4
- 28 cc
- PS
- Straight 25 mm (2x)

2262

TRANSPLANT 104

- 50 x 28 cm
- 3,6 cm
- 743
- 1 x 10 mm
- 2,250

- 21 cc
- PS
- 8 x 13

1677

PROPAGATION TRAY 104

- Plug 2.5 cm
- 54 x 31 cm
- 5.2 cm
- 621
- 1 x 12.7 mm
- 1,820

- 39.6 cc
- PS
- Straight 25 mm
- 13 x 8

2264

PAPER PLUG TRAY 104

- Plug 2.5 cm
- 50 x 28 cm
- 3 cm
- 743
- 2 x 6 mm / 2 x 3 mm
- 1,192

- 21 cc
- PS
- 8 x 13

2146

PAPER PLUG TRAY 104

- Plug 2.5 cm
- 53 x 31 cm
- 3.2 cm
- 633
- 12.5 mm
- 1,792

- PS
- 25 mm
- 8 x 13

2952

PAPER PLUG TRAY 126

- Plug 2.5 cm
- 54 x 31.5 cm
- 3.3 cm
- 741
- 12.7 mm
- 1,680

- PS
- 25 mm
- 9 x 14

1558

MULTI TRAY 104

- Plug 3 cm
- 52.5 x 30.5 cm
- 3.9 cm
- 649
- 4 mm
- 1,400

- 36 cc
- PS
- 8 x 13

1963

NEW

PAPER PLUG TRAY 126

- Plug 2.3 cm
- 53 x 30 cm
- 3,7 cm
- 792
- 8 mm
- 1,512

- 4
- 20 cc
- PS
- Straight 25 mm (2x)

1681

PAPER PLUG TRAY 104

- Plug 3 cm
- 52.5 x 30.5 cm
- 3.5 cm
- 649
- 11 mm
- 1,400

- 34 cc
- PS
- 8 x 13

2720

PAPER PLUG TRAY 126

- Plug 2.5 cm
- 53 x 30 cm
- 3.2 cm
- 792
- 11 mm
- 1,512

- 25 cc
- PS
- 9 x 14
- 6270

PROPAGATION TRAYS

PAPER PLUG


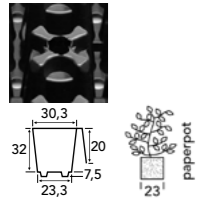
- DELIVERY IN CONSULTATION
- MEASUREMENTS
- HEIGHT
- NUMBER OF CELLS PER M²

- WITH HOLES IN THE BASE
- QUANTITY PER PALLET
- QUANTITY PER BOX
- QUANTITY PER DANISH SHELF

- QUANTITY PER EURO SHELF
- VOLUME
- MATERIAL TYPE
- SLOT FOR PLANT LABEL

- CARRIER HANDLE HOLE
- NUMBER OF CUPS PER TRAY
- PUSH-OUT PLATE
- COLOUR


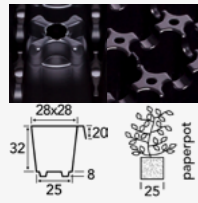
2152



PAPER PLUG TRAY 128

- Plug 2.3 cm
- 53 x 31 cm
- 3.2 cm
- PS
- 779
- 1,456
- 8 x 16


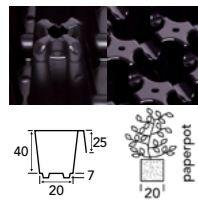
2154



PAPER PLUG TRAY 128

- Plug 2.5 cm
- 53 x 31 cm
- 3.2 cm
- PS
- 779
- 1,792
- 8 x 16

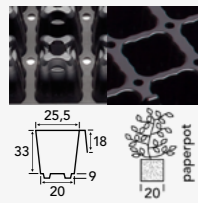
2156



PAPER PLUG TRAY 128

- Plug 2 cm
- 53 x 31 cm
- 4 cm
- PS
- 779
- 1,456
- 8 x 16
- Diamond 25 mm


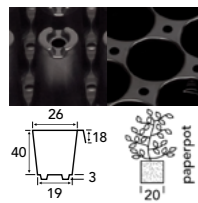
2962



PAPER PLUG TRAY 160

- Plug 2 cm
- 54 x 31.5 cm
- 3.3 cm
- PS
- 941
- 1,680
- 10 x 16
- 25 mm

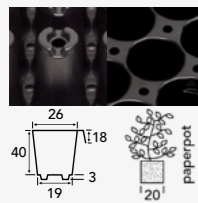
2159



PAPER PLUG TRAY 180

- Plug 2 cm
- 53 x 31 cm
- 4 cm
- PS
- 1096
- 1,584
- 10 x 18
- Triangle 25 mm
- 15.9 cc


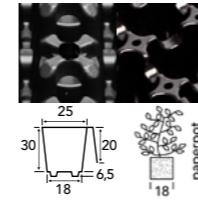
2161



PAPER PLUG TRAY 180

- Plug 2 cm
- 53 x 31 cm
- 4 cm
- PS
- 1096
- 1,584
- 10 x 18
- Triangle 25 mm
- 15.9 cc

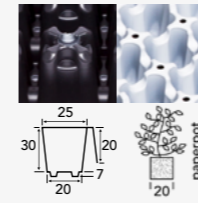
2162



PAPER PLUG TRAY 180

- Plug 2 cm
- 53 x 31 cm
- 3 cm
- PS
- 1096
- 1,568
- 10 x 18
- 6309


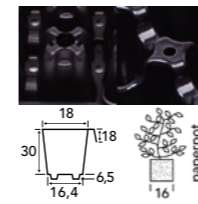
2164



PAPER PLUG TRAY 180B

- Plug 2 cm
- 53 x 31 cm
- 3 cm
- PS
- 1096
- 1,456
- 10 x 18
- 6309


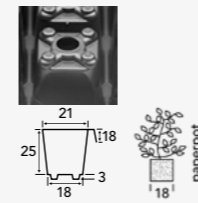
2166



PAPER PLUG TRAY 216

- Plug 1.6 cm
- 52.5 x 31.5 cm
- 3.7 cm
- PS
- 1306
- 1,680
- 12 x 18
- Triangle 25 mm

2726




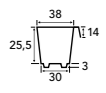
PAPER PLUG TRAY 264

- Plug 1.8 cm
- 53 x 30 cm
- 2.5 cm
- PS
- 1660
- 1,512
- 12 x 22
- 10 cc

PROPAGATION TRAYS

PAPER PLUG LIGHT

1306



PAPER PLUG TRAY 84

Plug 3.5 cm

53 x 31.2 cm

2.8 cm

508

15 mm

1,288

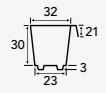
33.5 cc

PS

Triangle 25 mm

12 x 7

1313



PAPER PLUG TRAY 104

Plug 2.5-3 cm

50 x 28.7 cm

3.8 cm

725

14.5 mm

1,792

PS

Triangle 25 mm

13 x 8

- DELIVERY IN CONSULTATION
- MEASUREMENTS
- HEIGHT
- NUMBER OF CELLS PER M²


- WITH HOLES IN THE BASE
- QUANTITY PER PALLET
- QUANTITY PER BOX
- QUANTITY PER DANISH SHELF

- QUANTITY PER EURO SHELF
- VOLUME
- MATERIAL TYPE
- SLOT FOR PLANT LABEL

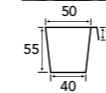
- CARRIER HANDLE HOLE
- NUMBER OF CUPS PER TRAY
- PUSH-OUT PLATE
- COLOUR

PROPAGATION TRAYS 1400

- Suitable for growing from seed
- Good automatic processing
- Young plants can be easily transplanted
- Possibility of five trays per Danish per layer



1400



PROPAGATION TRAY 40

49 x 28 cm

5.5 cm

292

12 mm

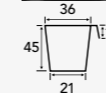
1,890

85 cc

PS

5 x 8

1402



PROPAGATION TRAY 66

49 x 28 cm

4.5 cm

481

11 mm

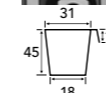

2,250

34 cc

PS

6 x 11

1405



PROPAGATION TRAY 84

49 x 28 cm

4.5 cm

612

10 mm

1,800

26 cc

PS

7 x 12

6274

1406



PROPAGATION TRAY 84

49 x 29 cm

4.5 cm

591

10 mm

1,800

26 cc

PS

7 x 12

6274

PROPAGATION TRAYS

PROPAGATION TRAYS 1400

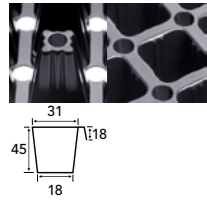
- DELIVERY IN CONSULTATION
- MEASUREMENTS
- HEIGHT
- NUMBER OF CELLS PER M²

- WITH HOLES IN THE BASE
- QUANTITY PER PALLET
- QUANTITY PER BOX
- QUANTITY PER DANISH SHELF

- QUANTITY PER EURO SHELF
- VOLUME
- MATERIAL TYPE
- SLOT FOR PLANT LABEL

- CARRIER HANDLE HOLE
- NUMBER OF CUPS PER TRAY
- PUSH-OUT PLATE
- COLOUR


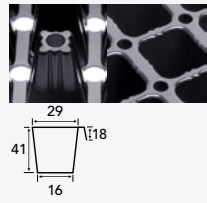
1407



PROPAGATION TRAY 84

- 49 x 28 cm
- 4.5 cm
- 612
- 10 mm
- 1,800
- 26 cc
- PS
- 7 x 12
- 6274


1408



PROPAGATION TRAY 104

- 49 x 28 cm
- 4.1 cm
- 758
- 9 mm
- 2,100
- 20 cc
- PS
- 8 x 13
- 6298

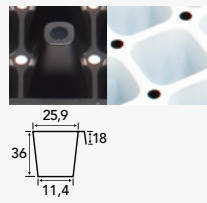
1409



PROPAGATION TRAY 126

- 49 x 28 cm
- 3.8 cm
- 918
- 8 mm
- 2,250
- 16.7 cc
- PS
- 9 x 14
- 6307


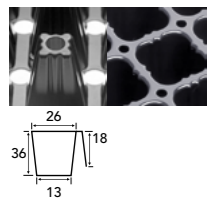
1410



PROPAGATION TRAY 144

- 49 x 28 cm
- 3.6 cm
- 1050
- 8 mm
- 2,250
- 12.3 cc
- PS
- 9 x 16


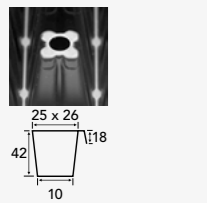
1411



PROPAGATION TRAY 144

- 49 x 28 cm
- 3.6 cm
- 1050
- 7 mm
- 2,250
- 14 cc
- PS
- 9 x 16
- 6289


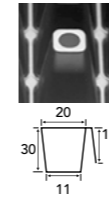
1412



PROPAGATION TRAY 153

- 49 x 28 cm
- 4.2 cm
- 1115
- 8 mm
- 2,250
- 24 x 75
- 17 cc
- PS
- 9 x 17
- 6271


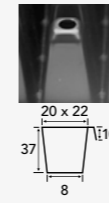
1413



PROPAGATION TRAY 240

- 49 x 29 cm
- 3 cm
- 1689
- 7 mm
- 2,250
- 7.5 cc
- PS
- 12 x 20
- 6260


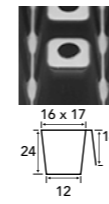
1440



PROPAGATION TRAY 264

- 49 x 29 cm
- 3.7 cm
- 1858
- 6 mm
- 1,800
- 10 cc
- PS
- Straight 19,5 mm
- 12 x 22
- 6249


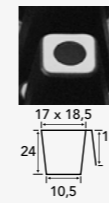
1426



PROPAGATION TRAY 360

- 49 x 29 cm
- 2.4 cm
- 2533
- 6 mm
- 1,920
- 5 cc
- PS
- 15 x 24
- 6262


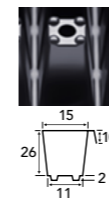
1427



PROPAGATION TRAY 360

- 49 x 29 cm
- 2.4 cm
- 2533
- 6 mm
- 2,160
- 4.6 cc
- PS
- 15 x 24


1419



PROPAGATION TRAY 390

- 49 x 29 cm
- 2.6 cm
- 2745
- 5 mm
- 2,250
- 5.5 cc
- PS
- 15 x 26
- 6250

1429




PROPAGATION TRAY 480

- 48.7 x 28.8 cm
- 2.2 cm
- 3422
- 4 mm
- 1,920
- PS
- 16 x 30

PROPAGATION TRAYS

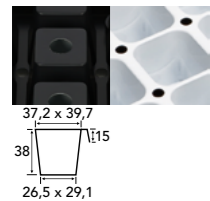
PROPAGATION TRAYS 2100 | 2700 2900

- Suitable for automatic handling
- Young plants are easy to remove
- Various bases available for optimum drainage



- DELIVERY IN CONSULTATION
- MEASUREMENTS
- HEIGHT
- NUMBER OF CELLS PER M²
- WITH HOLES IN THE BASE
- QUANTITY PER PALLET
- QUANTITY PER BOX
- QUANTITY PER DANISH SHELF
- QUANTITY PER EURO SHELF
- VOLUME
- MATERIAL TYPE
- SLOT FOR PLANT LABEL
- CARRIER HANDLE HOLE
- NUMBER OF CUPS PER TRAY
- PUSH-OUT PLATE
- COLOUR


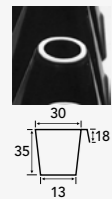
2140



PROPAGATION TRAY 84

- 53 x 31 cm
- 3.8 cm
- 511
- 12 mm
- 1,792
- 40 cc
- PS
- Triangle 25 mm
- 7 x 12
- 6302

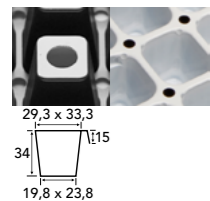
2920



PROPAGATION TRAY 126

- 54 x 31 cm
- 3.5 cm
- 753
- 10 mm
- 1,536
- 18 cc
- PS
- Triangle 25 mm
- 9 x 14


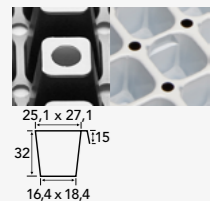
2150



PROPAGATION TRAY 128

- 53 x 31 cm
- 3.4 cm
- 779
- 12 mm
- 1,792
- 22.5 cc
- PS
- 8 x 16
- 6303

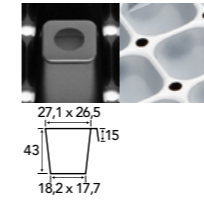
2160



PROPAGATION TRAY 180

- 53 x 31 cm
- 3.2 cm
- 1096
- 10 mm
- 1,792
- 13.7 cc
- PS
- 10 x 18
- 6304


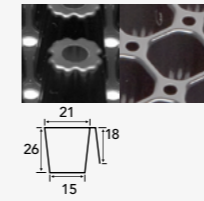
2163



PROPAGATION TRAY 180

- 53 x 31 cm
- 4.3 cm
- 1096
- 10 mm
- 1,792
- 20.3 cc
- PS
- 10 x 18
- 6309

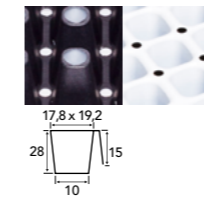
2724



PROPAGATION TRAY 264

- 54 x 30 cm
- 2.6 cm
- 1630
- 8 mm
- 1,680
- 7.3 cc
- PS
- 12 x 22
- 6285


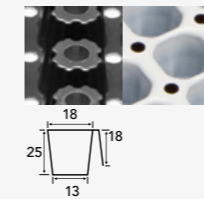
2171



PROPAGATION TRAY 336

- 53 x 31 cm
- 2.8 cm
- 2045
- 8 mm
- 1,792
- 5.2 cc
- PS
- 14 x 24
- 6305


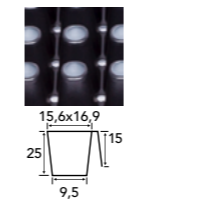
2728



PROPAGATION TRAY 360

- 54 x 30 cm
- 2.5 cm
- 2222
- 7 mm
- 1,680
- 4.9 cc
- PS
- 15 x 24
- 6286


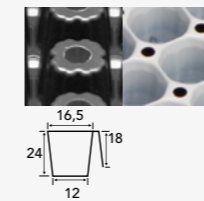
2181



PROPAGATION TRAY 480

- 53 x 31 cm
- 2.5 cm
- 2921
- 8 mm
- 1,792
- 3.9 cc
- PS
- 16 x 30
- 6306

2735




PROPAGATION TRAY 480

- 54 x 30 cm
- 2.4 cm
- 2963
- 6 mm
- 1,680
- 3.9 cc
- PS
- 16 x 30
- 6287

PROPAGATION TRAYS

TREE TRAYS

- Wide selection
- Suitable for automatic processing
- Good root control



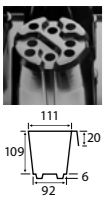
- DELIVERY IN CONSULTATION
- MEASUREMENTS
- HEIGHT
- NUMBER OF CELLS PER M²

- WITH HOLES IN THE BASE
- QUANTITY PER PALLET
- QUANTITY PER BOX
- QUANTITY PER DANISH SHELF

- QUANTITY PER EURO SHELF
- VOLUME
- MATERIAL TYPE
- SLOT FOR PLANT LABEL

- CARRIER HANDLE HOLE
- NUMBER OF CUPS PER TRAY
- PUSH-OUT PLATE
- COLOUR

1956



TREE TRAY 8

- 56.2 x 25.4 cm
- 10.9 cm
- M² 56
- 8 x 12.7 mm
- 1,800
- 1000 cc
- PET
- 2 x 4

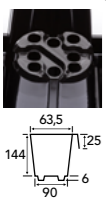
1957



TREE TRAY 8

- 56.2 x 25.4 cm
- 14.4 cm
- M² 56
- 8 x 12.7 mm
- 2,250
- 1500 cc
- PET
- 2 x 4

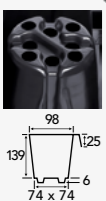
1954



TREE TRAY 10

- 56.2 x 21.1 cm
- 14.9 cm
- M² 84
- 8 x 12.7 mm
- 2,400
- 939 cc
- PET
- 2 x 5

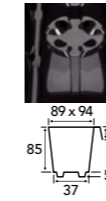
1959



TREE TRAY 10

- 56.2 x 25.4 cm
- 13.9 cm
- M² 70
- 8 x 12.7 mm
- 2,304
- 1000 cc
- PET
- 2 x 5

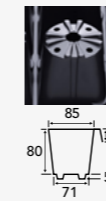
1934



TREE TRAY 15

- 52.5 x 30.5 cm
- 8.5 cm
- M² 94
- 4 x 16 mm
- 1,750
- 510 cc
- PET
- 3 x 5


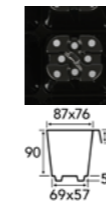
1936



TREE TRAY 18

- 56.2 x 31.5 cm
- 8 cm
- M² 102
- 19 mm / 4 x 8 mm
- 952
- 450 cc
- PS
- 3 x 6

1933



TREE TRAY 18

- 56.2 x 25.4 cm
- 9 cm
- M² 126
- 9 mm / 6 x 3 mm
- 1536
- 431 cc
- PET
- 3 x 6


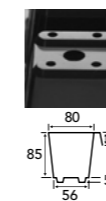
1958



TREE TRAY 18

- 56.2 x 25.4 cm
- 11.5 cm
- M² 126
- 8 x 9.5 mm
- 1,800
- 500 cc
- PET
- 3 x 6

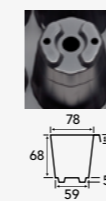
1939



TREE TRAY 24

- 51.5 x 35 cm
- 8.5 cm
- M² 133
- 15 mm / 4 x 7 mm
- 912
- 430 cc
- PS
- 4 x 6

1941



TREE TRAY 24

- 52 x 33.5 cm
- 6.8 cm
- M² 138
- 22 mm / 2 x 7 mm
- 1,200
- 240 cc
- PS
- 4 x 6



PROPAGATION TRAYS

TREE TRAYS

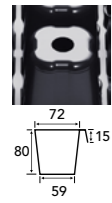
- DELIVERY IN CONSULTATION
- MEASUREMENTS
- HEIGHT
- NUMBER OF CELLS PER M²

- WITH HOLES IN THE BASE
- QUANTITY PER PALLET
- QUANTITY PER BOX
- QUANTITY PER DANISH SHELF

- QUANTITY PER EURO SHELF
- VOLUME
- MATERIAL TYPE
- SLOT FOR PLANT LABEL

- CARRIER HANDLE HOLE
- NUMBER OF CUPS PER TRAY
- PUSH-OUT PLATE
- COLOUR

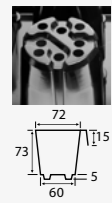
1945



TREE TRAY 28

- 56 x 31.5 cm
- 8 cm
- 159
- 20 mm
- 1,260
- 300 cc
- PS
- 4 x 7


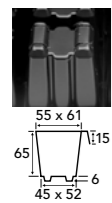
1946



TREE TRAY 28

- 56.2 x 31.5 cm
- 7.3 cm
- 158
- 8 x 9.5 mm
- 1,008
- 292 cc
- PS + PET
- 4 x 7

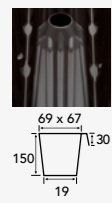
1955



TREE TRAY 40

- 52.5 x 30.5 cm
- 6.5 cm
- 250
- 1,260
- 190 cc
- PS
- 5 x 8

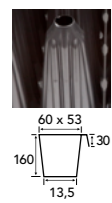
2520



TREE TRAY 28

- 53 x 30 cm
- 15 cm
- 176
- 19 mm
- 980
- 370 cc
- PS
- 4 x 7


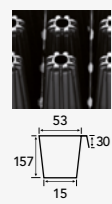
2540



TREE TRAY 40

- 53 x 30 cm
- 16 cm
- 252
- 13.5 mm
- 1,120
- 235 cc
- PS
- 5 x 8


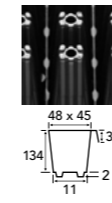
2545



TREE TRAY 45

- 53 x 30 cm
- 15.7 cm
- 283
- 15 mm
- 880
- 233 cc
- PS
- 5 x 9


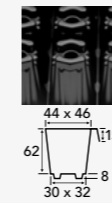
2550



TREE TRAY 60

- 53 x 30 cm
- 13.4 cm
- 377
- 11 mm
- 770
- 125 cc
- PS
- 6 x 10


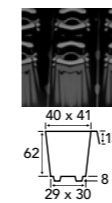
2555



TREE TRAY 66

- 52.5 x 30.5 cm
- 6.2 cm
- 412
- 14 mm
- 1,260
- 90 cc
- PS
- 6 x 11
- 6233

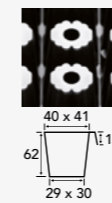
2560



TREE TRAY 84

- 52.5 x 30.5 cm
- 6.2 cm
- 525
- 12 mm
- 1,260
- 65 cc
- PS
- 7 x 12
- 6259


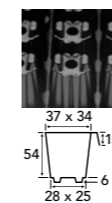
2562



TREE TRAY 84

- 52.5 x 30.5 cm
- 6.2 cm
- 525
- 12 mm
- 1,260
- 65 cc
- PS
- 7 x 12
- 6259

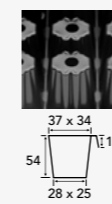
2565



TREE TRAY 104

- 52.5 x 30.5 cm
- 5.4 cm
- 649
- 10 mm
- 1,120
- 45 cc
- PS
- 8 x 13
- 6247

2567



TREE TRAY 104

- 52.5 x 30.5 cm
- 5.4 cm
- 649
- 10 mm
- 1,260
- 42 cc
- PS
- 8 x 13
- 6247



PROPAGATION TRAYS

TREE TRAYS

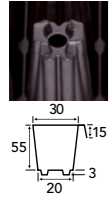
- DELIVERY IN CONSULTATION
- MEASUREMENTS
- HEIGHT
- NUMBER OF CELLS PER M²

- WITH HOLES IN THE BASE
- QUANTITY PER PALLET
- QUANTITY PER BOX
- QUANTITY PER DANISH SHELF

- QUANTITY PER EURO SHELF
- VOLUME
- MATERIAL TYPE
- SLOT FOR PLANT LABEL

- CARRIER HANDLE HOLE
- NUMBER OF CUPS PER TRAY
- PUSH-OUT PLATE
- COLOUR

2578

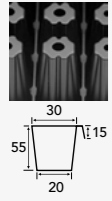


TREE TRAY 144

- HIGH
- 52.5 x 30.5 cm
- 5.5 cm
- 899
- 8 mm
- 896

- 30 cc
- PS
- 9 x 16

2580


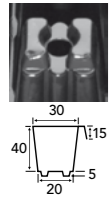


TREE TRAY 144

- HIGH
- 52.5 x 30.5 cm
- 5.5 cm
- 899
- 8 mm
- 896

- 29.5 cc
- PS
- 9 x 16

2582


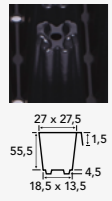


TREE TRAY 144

- LOW
- 52.5 x 30.5 cm
- 4 cm
- 899
- 8 mm
- 1,050

- 28 cc
- PS
- 9 x 16

2583

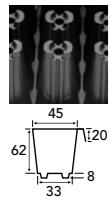


TREE TRAY 160

- 52.5 x 30.5 cm
- 5.6 cm
- 999
- 5 mm
- 1,260

- 23 cc
- PS
- 16 x 10

2650


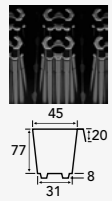


TREE TRAY 77

- LOW
- 56.5 x 36 cm
- 6.2 cm
- 379
- 14 mm
- 960

- 99 cc
- PS
- 7 x 11
- 6252

2652


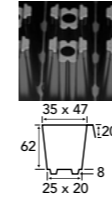


TREE TRAY 77

- HIGH
- 56.5 x 36 cm
- 7.7 cm
- 379
- 14 mm
- 912

- 110 cc
- PS
- 7 x 11
- 6252

2675

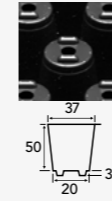


TREE TRAY 108

- 56.5 x 36 cm
- 6.2 cm
- 531
- 12 mm
- 1,080

- 65 cc
- PS
- 9 x 12
- 6253

2685

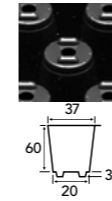


TREE TRAY 140

- LOW
- 56 x 35 cm
- 5 cm
- 714
- 8 mm
- 2,688

- 24 x 112
- 35 cc
- PS
- 10 x 14

2687


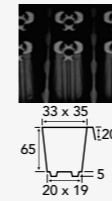


TREE TRAY 140

- HIGH
- 56 x 35 cm
- 6 cm
- 714
- 8 mm
- 2,688

- 24 x 112
- 40 cc
- PS
- 10 x 14

2690



TREE TRAY 140

- 56.5 x 36 cm
- 6.5 cm
- 688
- 8 mm
- 960

- 54 cc
- PS
- 10 x 14
- 6251



UNIQUE PROTECTION

RootBarrier

PREVENT ROOT-STICKING WITH ROOT BARRIER

Root Barrier is a unique and innovative protective layer for your plant's roots! Applying a protective layer to the tray reduces root sticking.

- Makes automated transplanting of larger plants possible
- Less damage and rejects by reduced root sticking
- Flexibility in the production process; plants can stay in the trays longer

Ground-breaking technology in horticulture

- Proven technology
- No effect on water quality (inert material)
- No residue in drain water
- Recyclable
- Can be applied to all types of Modiform trays

Root Barrier was developed in collaboration with LKP Plants and Van Tuijl and is only available from Modiform.

- DELIVERY IN CONSULTATION
- MEASUREMENTS
- HEIGHT
- NUMBER OF CELLS PER M²

- WITH HOLES IN THE BASE
- QUANTITY PER PALLET
- QUANTITY PER BOX
- QUANTITY PER DANISH SHELF

- QUANTITY PER EURO SHELF
- VOLUME
- MATERIAL TYPE
- SLOT FOR PLANT LABEL


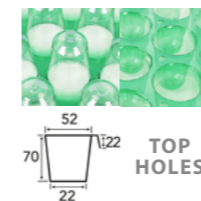
- CARRIER HANDLE HOLE
- NUMBER OF CUPS PER TRAY
- PUSH-OUT PLATE
- COLOUR

ORCHID TRAYS

- Good root growth
- Contributes to uniformity in cultivation
- Optimize the growing results by combining with RootBarrier



5081

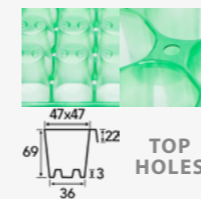


ORCHIDTRAY 40

- 50.7 x 30.8 cm
- 7 cm
- 256
- 9.5 mm
- 1,792

- 91 cc
- PET
- 8 x 5 mm

5079

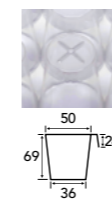


ORCHIDTRAY 60

- 50.7 x 30.8 cm
- 6.9 cm
- 384
- 2 x 3.5 mm
- 1,248

- 96 cc
- PET
- Diamond 25 mm

5065





ORCHIDTRAY 60

- 53 x 31 cm
- 6.9 cm
- 365
- cross + 4 mm
- 1,680

- 96 cc
- PET
- Triangle 18 mm



5070



ORCHIDTRAY 60


- 53 x 31 cm
- 6.9 cm
- 353
- 4 x 2.5 mm
- 1,680

- 96 cc
- PET
- Triangle 16 mm

PROPAGATION TRAYS

ORCHID TRAYS

5085

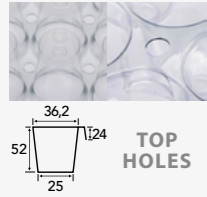


ORCHIDTRAY 60

- ↔ 53 x 31 cm
- ↑ 6.9 cm
- M² 353
- 4 x 3 mm
- ⋮ 1,680

- 📦 96 cc
- ♻️ PET

5091



ORCHIDTRAY 91

- ↔ 53 x 31 cm
- ↑ 5.2 cm
- M² 554
- 2 x 5 mm
- ⋮ 1,680

- ♻️ PET
- 📏 Triangle 18 mm

- 📞 DELIVERY IN CONSULTATION
- 📏 MEASUREMENTS
- ↑ HEIGHT
- M² NUMBER OF CELLS PER M²

- 📦 WITH HOLES IN THE BASE
- 📦 QUANTITY PER PALLET
- 📦 QUANTITY PER BOX
- 📦 QUANTITY PER DANISH SHELF

- 📦 QUANTITY PER EURO SHELF
- 📦 VOLUME
- 📦 MATERIAL TYPE
- 📦 SLOT FOR PLANT LABEL

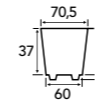
- 📦 CARRIER HANDLE HOLE
- 📦 NUMBER OF CUPS PER TRAY
- 📦 PUSH-OUT PLATE
- 📦 COLOUR

CACTUS TRAYS

- Optimum loading in the nursery
- Trays are suitable for smaller pot sizes



3350

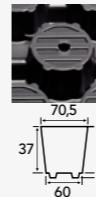


CACTUS 24

- 24 x 8.5 cm 8°
- ↔ 55 x 31 cm
- ↑ 3.7 cm
- M² 141
- ⋮ 1,792
- ♻️ PS

- 📦 4 x 6

3352

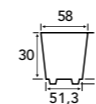


CACTUS 24

- 24 x 8.5 cm 8°
- ↔ 55 x 31 cm
- ↑ 3.7 cm
- M² 141
- 12 mm
- ⋮ 1,792

- ♻️ PS
- 📦 4 x 6

3340




CACTUS 35

- 35 x 6.5 cm
- ↔ 52 x 30.3 cm
- ↑ 3 cm
- M² 222
- ⋮ 1,800
- ♻️ PS

- 📦 5 x 6

3322



CACTUS 54

- 54 x 5.5 cm 8°
- ↔ 53 x 30 cm
- ↑ 2.5 cm
- M² 340
- 12 mm
- ⋮ 2,400

- ♻️ PS
- 📦 6 x 6

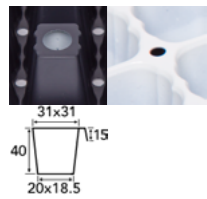
PROPAGATION TRAYS

USA-TRAYS

- Suitable for growing from seed
- Special dimensions for American transport systems
- Good automatic processing
- Young plants can be easily transplanted
- Possibility of five trays per Danish per layer



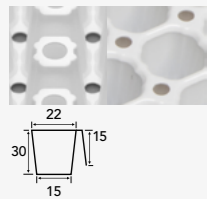
2409



USA PROPAGATION TRAY 128

- 52.8 x 27.6 cm
- 4 cm
- 888
- 12 mm
- 1,920
- 21.2 cc
- PS
- 8 x 16
- 6333


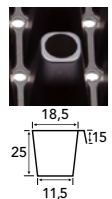
2415



USA PROPAGATION TRAY 200

- 53 x 27.2 cm
- 3 cm
- 1387
- 9 mm
- 1,920
- 8.7 cc
- PS
- 10 x 20
- 6284



2423



USA PROPAGATION TRAY 288

- 52.8 x 27.3 cm
- 2.5 cm
- 1998
- 9.5 mm
- 1,848
- 5.3 cc
- PS
- 12 x 24
- 6256

2433



USA PROPAGATION TRAY 384

- 52.8 x 27.3 cm
- 2.5 cm
- 2664
- 7 mm
- 1,848
- 3.6 cc
- PS
- 16 x 24
- 6257

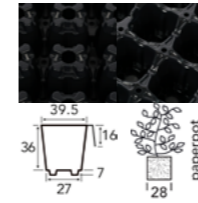
- DELIVERY IN CONSULTATION
- MEASUREMENTS
- HEIGHT
- NUMBER OF CELLS PER M²

- WITH HOLES IN THE BASE
- QUANTITY PER PALLET
- QUANTITY PER BOX
- QUANTITY PER DANISH SHELF

- QUANTITY PER EURO SHELF
- VOLUME
- MATERIAL TYPE
- SLOT FOR PLANT LABEL

- CARRIER HANDLE HOLE
- NUMBER OF CUPS PER TRAY
- PUSH-OUT PLATE
- COLOUR

2450



PAPER PLUG TRAY 72

- Plug 2.8 cm
- 52.9 x 27.4 cm
- 4.3 cm
- 497
- 12.7 mm
- 1,920
- 39 cc
- 4
- PS
- Straight 25 mm (2x)

PROPAGATION TRAYS

PROPAGATION STRIP TRAYS

- Possibility to place the crop wider during cultivation
- Optimum loading during transport
- Compact delivery



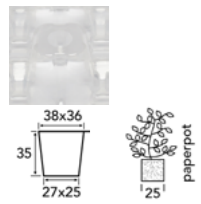
- DELIVERY IN CONSULTATION
- MEASUREMENTS
- HEIGHT
- NUMBER OF CELLS PER M²

- WITH HOLES IN THE BASE
- QUANTITY PER PALLET
- QUANTITY PER BOX
- QUANTITY PER DANISH SHELF

- QUANTITY PER EURO SHELF
- VOLUME
- MATERIAL TYPE
- SLOT FOR PLANT LABEL

- CARRIER HANDLE HOLE
- NUMBER OF CUPS PER TRAY
- PUSH-OUT PLATE
- COLOUR

7823

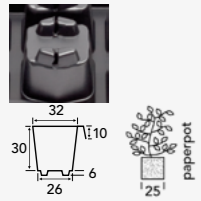


PROPAGATION STRIP TRAY 84

- Plug 2.5 cm
- 50 x 30 cm
- 3.5 cm
- 509
- 13.5 mm

- 2,520
- 32.4 cc
- PS
- 7 x 12

7826

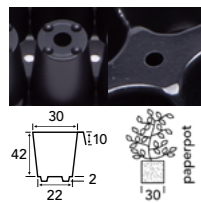


PROPAGATION STRIP TRAY 100

- Plug 2.5 cm
- 51.5 x 31.5 cm
- 3 cm
- 616
- 1,680

- 24 cc
- PS
- 4 x 12 / 4 x 13

7821


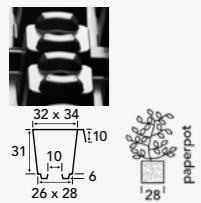


PROPAGATION STRIP TRAY 102

- Plug 3 cm
- 52.4 x 24.4 cm
- 4.2 cm
- 798
- 8 mm

- 1,960
- 24 cc
- PS
- Straight 16 mm
- 2 x 51

7828

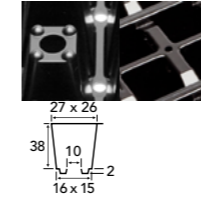


PROPAGATION STRIP TRAY 104

- Plug 2.8 cm
- 51.5 x 31.5 cm
- 3.1 cm
- 641
- 10 mm

- 2,240
- 26 cc
- PS
- Triangle 25 mm
- 8 x 13
- carrier nr. 6054

7829



PROPAGATION STRIP TRAY 120

- 52 x 25 cm
- 3.8 cm
- 923
- 9 mm

- 2,560
- 15.6 cc
- PS
- Triangle 25 mm
- 8 x 15

PROPAGATION TRAYS

SPECIALS

- Suitable for automatic handling
- Various bases available for optimum drainage

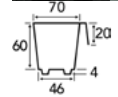


- DELIVERY IN CONSULTATION
- MEASUREMENTS
- HEIGHT
- NUMBER OF CELLS PER M²

- WITH HOLES IN THE BASE
- QUANTITY PER PALLET
- QUANTITY PER BOX
- QUANTITY PER DANISH SHELF

- QUANTITY PER EURO SHELF
- VOLUME
- MATERIAL TYPE
- SLOT FOR PLANT LABEL


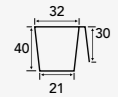
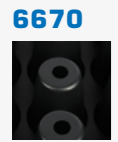
- CARRIER HANDLE HOLE
- NUMBER OF CUPS PER TRAY
- PUSH-OUT PLATE
- COLOUR



1039

PROPAGATION TRAY 21

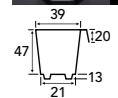

- 53.4 x 30 cm
- 6.5 cm
- M² 131
- 20 mm
- 1,680
- 4
- 2
- PS
- 7 x 3



6670

PROPAGATION TRAY 192

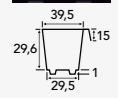

- 60 x 40 cm
- 4 cm
- M² 800
- 1 x 8 mm
- 1,100
- 19 cc
- PS
- 12 x 16
- 6334



1302

PROPAGATION TRAY 40

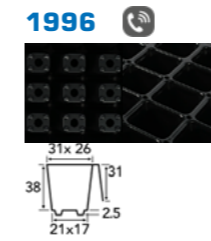
- 56 x 36 cm
- 6 cm
- M² 200
- 10 mm
- 1,200
- 42 cc
- PS



1354

PROPAGATION TRAY 54

- 52.7 x 29.6 cm
- 2.9 cm
- M² 546
- 18 mm
- 2,520
- PS
- 9 x 6



1996

PROPAGATION TRAY 150

- 53.5 x 29.8 cm
- 3.75 cm
- M² 941
- 8 mm
- 1,680
- 4
- 18 cc
- PS
- Straight 25 mm
- 10 x 15

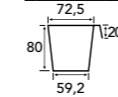



1300

NEW

PROPAGATION TRAY 66

- 50 x 28.7 cm
- 4.2 cm
- M² 460
- 11.5 mm
- 1,792
- 5
- 28 cc
- PS
- Straight 25 mm (4x)



2121

PROPAGATION TRAY 28

- 53 x 31 cm
- 8 cm
- M² 170
- 1 x 30 mm
- 896
- 306 cc
- PS
- 4 x 7

OPEN TRAYS

OPEN TRAYS

- Strong quality
- Standardized dimensions
- Mainly made from recycled material



2035



OPEN TRAY

- 40 x 28 cm
- 6.5 cm
- 2,640
- 6
- 4
- PS
- Product 2036 30 x 12 mm

2037



OPEN TRAY

- 40 x 28 cm
- 9 cm
- 4 x 5 mm
- 2,400
- 6
- 4
- PS

2038



OPEN TRAY

- 40 x 28 cm
- 9 cm
- 30 x 12 mm
- 2,400
- 6
- 4
- PS

4401-S11



OPEN TRAY

- Normpack® 401-S11
- 56.2 x 25.3 cm
- 7.5 cm
- 1,600
- 5
- 3
- PS

2041



OPEN TRAY

- 56 x 25 cm
- 3.5 cm
- 22 x 12 mm / 14 x 20 mm
- 2,240
- 5
- 3
- PS

RECYCLING

RECYCLING TRAYS

When trays end up in household waste, they go unrecycled for all manner of reasons. Such a waste! We have been working hard with industrial partners to create return systems to allow these materials to be reused. It is vital that we create a return system to promote this recycling. Together with supply chain partners, we are doing just that. We are working with various parties throughout Europe to develop the best possible system for this. With one German partner, we have already developed the TrayC return system. Growers who supply to certain German DIY chains all use these trays, which are made from the uniform material PS (polystyrene). Modiform recycles the returned trays and uses them to

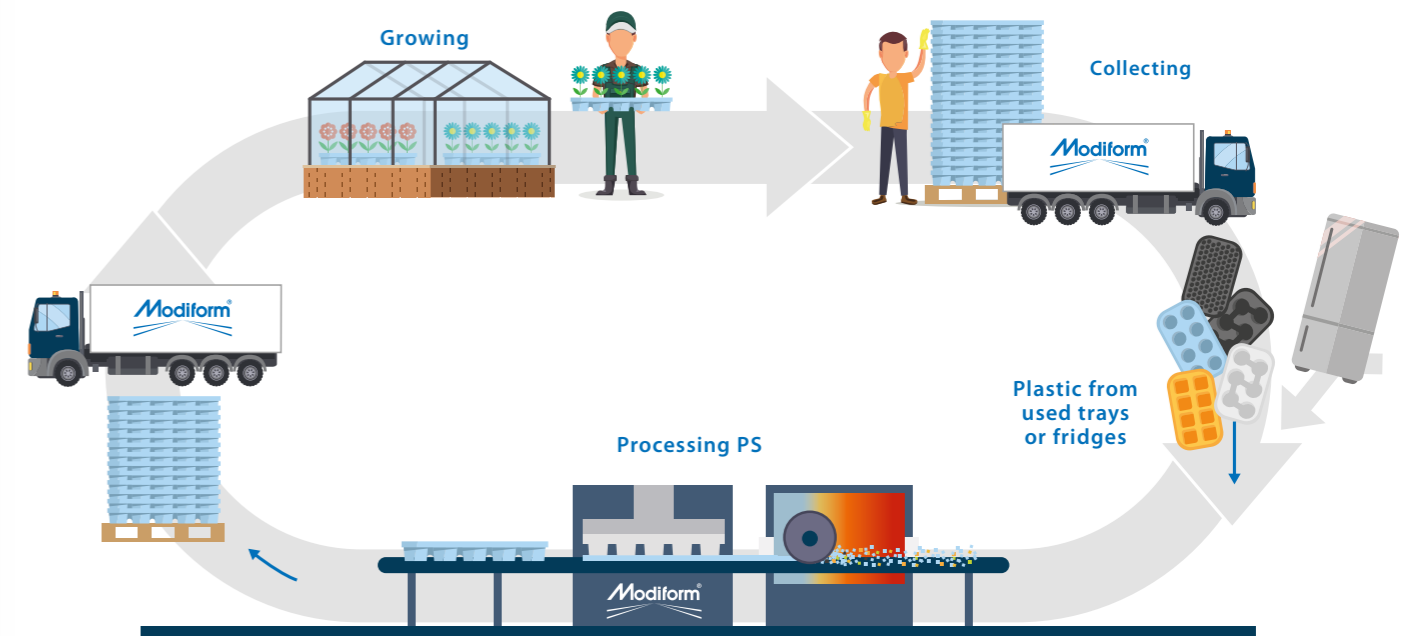
'COMPETITIVE PAYMENT FOR RETURNED TRAYS'

KNOWLEDGE SHARING

Plastics recycling varies from country to country. To know which plastics are recycled in which countries, we have produced a handy infographic. As a knowledge partner, we are always eager to share our knowledge and help the industry become more sustainable. The flowcharts for trays and pots show that there is a lot involved in their recycling. Select your sustainable pot or pack for your product's destination country.

TRAYS RECYCLING PROCESS

100% RECYCLED PS AND RECYCLABLE TRAYS



INDEX

1039	50	1553	12, 23	2037	52	2423	46
1300	51	1555	12	2038	52	2433	46
1302	50	1556	12	2041	52	2450	47
1305	29	1557	12	2121	51	2520	38
1306	30	1558	14, 24	2124	20	2540	38
1307	29	1559	12	2125	20	2545	38
1310	29	1562	14	2140	34	2550	39
1311	29	1563	13	2142	23	2555	39
1313	30	1564	15	2144	23	2560	39
1349	17	1569	13	2146	24	2562	39
1350	18	1573	15	2150	34	2565	39
1354	50	1575	13	2152	26	2567	39
1400	31	1576	13	2154	26	2578	40
1402	31	1577	15	2156	26	2580	40
1405	31	1579	13	2159	26	2582	40
1406	31	1641	20	2160	34	2583	40
1407	32	1659	21	2161	26	2650	40
1408	32	1660	22	2162	27	2652	40
1409	32	1661	21	2163	35	2675	41
1410	32	1662	22	2164	27	2685	41
1411	32	1664	22	2166	27	2687	41
1412	32	1665	22	2171	35	2690	41
1413	33	1670	12	2210	16	2720	25
1419	33	1676	19	2224	21	2724	35
1426	33	1677	24	2230	17	2726	27
1427	33	1678	13	2240	23	2728	35
1429	33	1681	24	2260	19	2735	35
1440	33	1933	37	2262	25	2920	34
1506	9	1934	37	2264	25	2922	21
1510	9	1936	37	2310	16	2952	25
1511	9	1939	37	2320	16	2962	26
1512	9	1941	37	2326	16	3322	45
1514	10	1945	38	2327	17	3340	45
1515	10	1946	38	2328	17	3350	45
1517	10	1954	36	2336	17	3352	45
1518	10	1955	38	2337	17	4401-S11	52
1519	10	1956	36	2340	18	5065	43
1527	10	1957	36	2342	18	5070	43
1527	21	1958	37	2343	18	5079	43
1530	11	1959	36	2345	18	5081	43
1531	11	1961	24	2346	18	5085	44
1532	11	1962	25	2347	19	5091	44
1533	11	1963	25	2352	19	6670	50
1536	14	1966	22	2355	19, 23	7821	48
1537	14	1967	20	2362	19	7823	48
1537	23	1969	21	2405	46	7826	48
1538	14, 23	1992	22	2408	46	7828	48
1541	11, 14	1996	51	2409	46	7829	49
1552	11	2035	52	2415	46		

ICONS

	DELIVERY IN CONSULTATION
	MEASUREMENTS
	HEIGHT
	NUMBER OF CELLS PER M²
	WITH HOLES IN THE BASE
	QUANTITY PER PALLET
	QUANTITY PER BOX
	QUANTITY PER DANISH SHELF
	QUANTITY PER EURO SHELF
	VOLUME
	MATERIAL TYPE
	<ul style="list-style-type: none"> • POLYSTYRENE (PS) • POLYETHYLENE TEREPHTHALATE (PET) • POLYPROPYLENE (PP) • CARDBOARD PULP (PAP)
	SLOT FOR PLANT LABEL
	CARRIER HANDLE HOLE
	NUMBER OF CUPS PER TRAY
	PUSH-OUT PLATE
	COLOUR

PROPAGATION TRAYS

HEAD OFFICE

Ambachtsweg 15
3831 KA Leusden
Postbus 192
3830 AD Leusden
The Netherlands

T +31 (0)33 43 43 166
E contact@modiform.com
www.modiform.com



Want to know more?
Scan the QR code and read
more at modiform.com

SALES SUPPORT

Team Export T +31 (0)33 43 43 160
Team NL + BE T +31 (0)33 43 43 161
E sales@modiform.com

LOGISTICS

Nijborg 9a, 3927 DA Renswoude, The Netherlands

PRODUCTION

Ambachtsweg 15, 3831 KA Leusden, The Netherlands
't Zwarte land 15, 3925 CK Scherpenzeel, The Netherlands
Tussenriemer 15, 4704 RT Roosendaal, The Netherlands
ZAC La Kruids Straete 2152, 59470 Wormhout, France